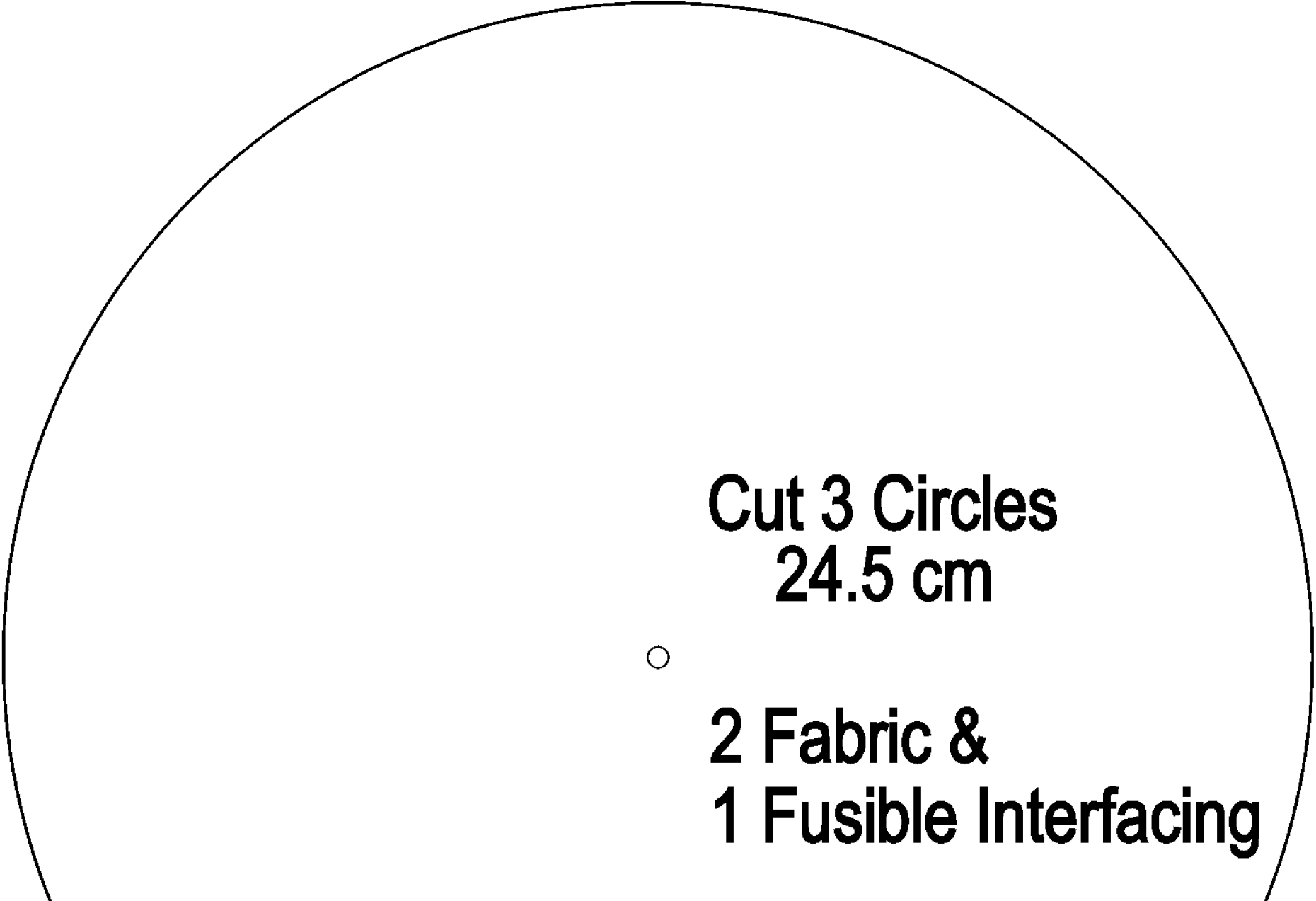


Spring Flower Candle Mat With Couching

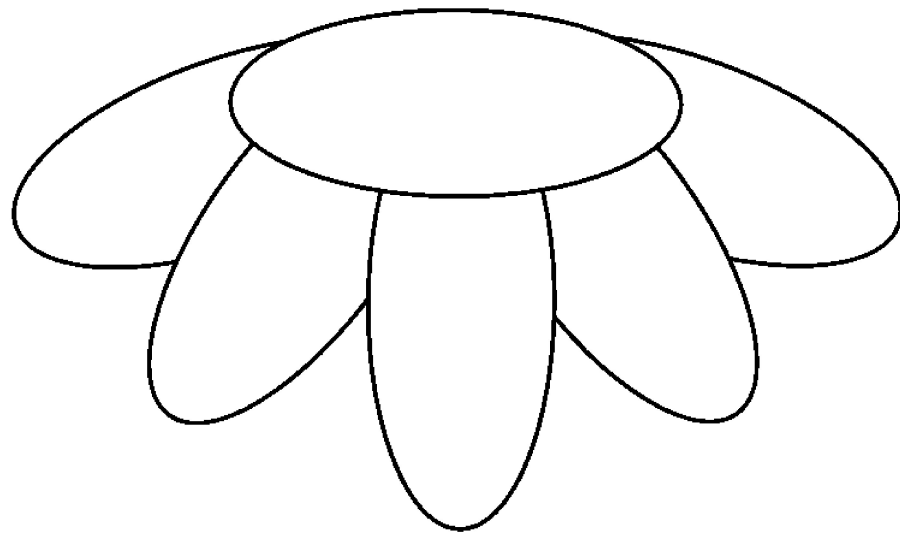
By Heidi Proffetty

Cutting Guide



**Cut 3 Circles
24.5 cm**

○
**2 Fabric &
1 Fusible Interfacing**




1 " Scale

Cut 5 Flower Appliques

Spring Flowers Candle Mat With Couching

By Heidi Proffetty

Layout Guide for applique flowers.



Spring Flowers Candle Mat with Couching

By Heidi Proffetty

Supply List

Cutting Guide for Candle Mat & Flowers (Print PDF in Landscape as Actual size or 100% scaling and use the 1" test square to check the print scaling.)

Pattern Layout Guide (Use to determine the positioning of flowers)

2 – 12" x 12" Pieces of Your Favorite Home Decorative Fabric

1 – 12" x 12" Piece of White Home Decorative Fabric

1 – 12" Piece of Pellon Fusible Featherweight Interfacing

1 – Ball of Gold Yarn (Caron Jumbo Twirl, Acrylic 12oz, Color: Mustard Ribbon)

1 – Ball of Ivory Yarn (Yarn Bee, Fundamental Cotton, 3.52oz, Color: Ivory)

Invisible Thread (Used as Top & Bobbin Threads) for Couching

#50 Weight All Purpose Thread in a Coordinating Color for Sewing the Mat

Size #75 Topstitch Needle or Janome Purple Tip Needle

Fabric Marker

Standard Presser Foot

Couching Foot